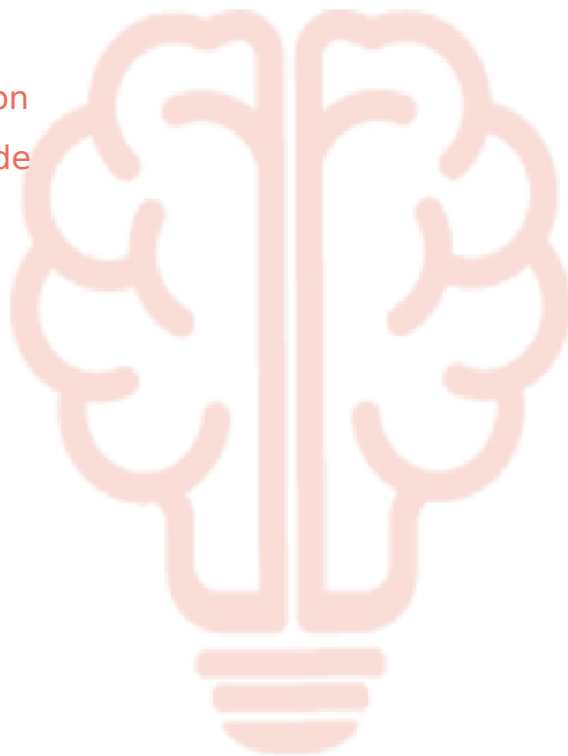


Ranking Activities AI

This documentation is divided into several pages to maintain a more organized structure and less depth.

Contents

- [Overview](#)
- [Pre-requisites](#)
- [Installation](#)
- [Plugin configuration](#)
- [Administrator Guide](#)
- [Student Guide](#)
- [Teacher Guide](#)
- [License](#)



Overview

The **Ranking Activities AI** plugin empowers students to rate course activities and resources, transforming simple feedback into **meaningful, AI-powered insights** for teachers and administrators.

Using the **DataCurso AI Provider**, this plugin connects directly to powerful AI services that analyze student ratings and feedback to provide **actionable summaries and visual reports** that enhance teaching quality and course design.

Educators can instantly generate AI-based analyses of student engagement and satisfaction, while administrators gain valuable data about how activities perform across courses.

Key Features

- **Student Activity Ratings** - Allow students to rate each course activity or resource with a clean, user-friendly interface.
- **AI-Powered Analysis** - Automatically summarize and interpret ratings to uncover trends, strengths, and improvement areas.
- **Visual Reports** - Display summarized insights and AI-generated feedback directly within the course.
- **Seamless Integration** - Works in sync with the **DataCurso AI Provider**, using your Moodle AI token credits.
- **Instructor Insights** - Provide teachers with quick, data-driven overviews to improve content and engagement.

How It Works

The Ranking Activities AI plugin operates in a simple yet powerful workflow:

1. **Student Rating**: Students encounter a rating interface when accessing any activity or resource within a Moodle course. They can express their

feedback through Like/Dislike buttons or custom comments.

2. **Feedback Collection:** When students select Like or Dislike, they can choose from predefined responses. Alternatively, they can select "Other" to write a personalized comment.
3. **Data Aggregation:** All ratings and comments are collected and stored, creating a comprehensive dataset of student opinions.
4. **AI Analysis:** Teachers and administrators can generate AI-powered analyses that process the collected data to produce meaningful insights.
5. **Insight Generation:** The AI generates summaries highlighting strengths and weaknesses of specific activities, engagement levels, and perceived learning value.

Rating System

The plugin provides students with multiple ways to provide feedback:

Like/Dislike Buttons

When students access an activity or resource, they can quickly express their opinion using Like or Dislike buttons. After selecting an option, a set of predefined responses appears for them to choose from and submit.

Custom Comments

If students want to provide more detailed feedback, they can select the "Other" option, which reveals a text field where they can write their own comment.

Confirmation

After submitting their feedback, students receive a confirmation message indicating their feedback was successfully recorded.

Target Users

The Ranking Activities AI plugin is designed for:

- **Students:** To provide quick and meaningful feedback on course activities and resources
- **Teachers:** To gain insights into how their activities are perceived and identify areas for improvement
- **Course Designers:** To understand which activities contribute most to student engagement
- **Administrators:** To monitor overall course quality and generate cross-course reports

Benefits

1. **Enhanced Course Quality:** Educators receive actionable insights to improve their teaching materials and activity design
2. **Student Voice:** Provides students with a simple way to influence their learning experience
3. **Data-Driven Decisions:** AI analysis transforms raw ratings into meaningful, actionable feedback
4. **Comprehensive Analytics:** Both teachers and administrators can view ratings across courses
5. **Engagement Insights:** Understand which activities students find most valuable and engaging

AI Analysis Capabilities

The plugin leverages the DataCurso AI Provider to generate:

- **Overall Course Quality Summaries:** AI-generated assessments of how students perceive the course
- **Activity Strengths & Weaknesses:** Identifies which activities perform well and which need improvement

- **Engagement Insights:** Analyzes patterns in student participation and satisfaction
- **Learning Value Assessments:** Evaluates perceived educational value of different activities
- **Comment Analysis:** Processes open-ended feedback to extract key themes and sentiments

Administration & Configuration

Administrators have access to several configuration options:

- **General Settings:** Enable or disable the plugin's visibility in courses
- **Predefined Responses:** Create and manage response options that students can select
- **Global Reports:** View comprehensive ratings data across all courses

Integration with DataCurso AI Provider

This plugin requires the **DataCourse AI Provider** to function. The AI provider must be installed separately in Moodle and configured with a valid license key. Once configured, the plugin leverages the AI capabilities to generate narrative feedback and recommendations based on student ratings.

Download

The Ranking Activities AI plugin can be downloaded from the official Moodle Plugins directory:

[Download Ranking Activities AI](#)

Pre-requisites

To use the **Ranking Activities AI** plugin, ensure your environment meets the following requirements:

1. **Moodle 4.5** or higher.
2. **DataCurso AI Provider** plugin installed. You can download it for free from the [Moodle Plugins Directory](#).
3. A valid **license key** configured in the DataCurso AI Provider settings.

[!IMPORTANT] This plugin will not function unless the **DataCurso AI Provider** plugin is installed and properly licensed.



Installation

Installing via uploaded ZIP file

1. Log in to your Moodle site as an admin and go to `Site administration > Plugins > Install plugins`.
2. Upload the ZIP file containing the plugin code.
3. Review the plugin validation report and finish the installation.

Installing manually

You can also install this plugin manually by copying its contents into :

```
{your/moodle/dirroot}/local/datacurso_ratings
```

Then log in to your Moodle site as an admin and go to `Site administration > Notifications` to complete the installation.

Alternatively, from the command line:

```
php admin/cli/upgrade.php
```

Configuration

Once installed, follow these steps to configure the plugin:

1. Log in as an administrator.
2. Go to any Moodle course and locate the **Ranking Activities AI** section.
3. Ensure the **DataCurso AI Provider** plugin is active and licensed.
4. Students can now start rating activities. Teachers and admins can generate AI-based analyses using the **“Generate AI Analysis”** button.

General Settings

Administrators can enable or disable the plugin's visibility in courses through the administration panel: `Site administration > Plugins > Local plugins > Ranking Activities AI > General settings`.

General Settings

Enable plugin in courses
local_datacurso_ratings | enabled

Default: Yes

If checked, the plugin will be automatically applied to all new courses.



Save changes

Student Guide

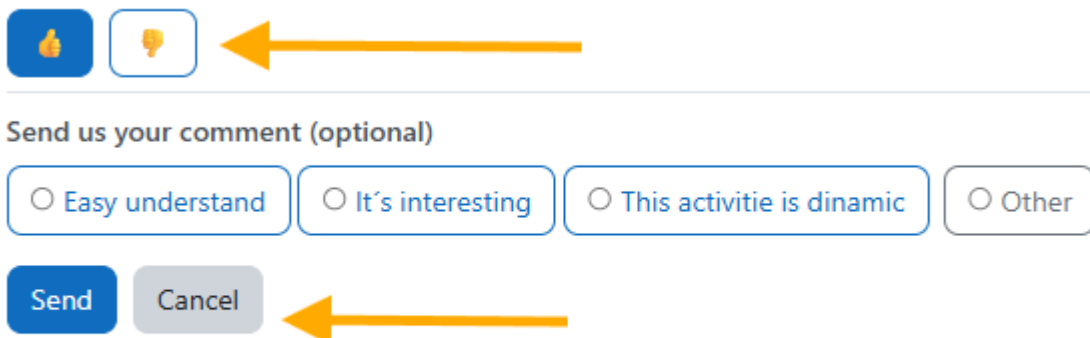
This section explains how students interact with the Ranking Activities AI plugin.

Rating Activities

When a student enters an activity or resource, they will see rating buttons to provide feedback.

Like/Dislike Selection

When selecting **Like** or **Dislike**, a set of predefined responses will appear for the student to choose from and submit their feedback.



The screenshot shows the user interface for providing feedback. At the top, there are two buttons: a blue button with a thumbs-up icon (Like) and a white button with a thumbs-down icon (Dislike). A yellow arrow points to the Dislike button. Below these buttons is a horizontal line. Underneath the line, the text "Send us your comment (optional)" is displayed. Below this text are four radio button options: "Easy understand", "It's interesting", "This activitie is dinamic", and "Other". Below the radio buttons are two buttons: a blue "Send" button and a grey "Cancel" button. A yellow arrow points to the "Cancel" button.

Custom Comments

If the student selects **Other**, a text field will appear where they can write their own comment.



Send us your comment (optional)

Easy understand

It's interesting

This activitie is dinamic

Other



Describe your experience...

Send

Cancel

Confirmation

After clicking **Submit**, the student will see a confirmation message indicating that their feedback was successfully sent.

[word](#) / [General](#) / [Cuestionario](#)

Cuestionario

[Quiz](#)

[Settings](#)

[Questions](#)

[Results](#)


[Question bank](#)

[More](#) 

Rating saved successfully!



Descripcion

 Summarise

Add question

Grading method: Highest grade

No questions have been added yet

Back to the course

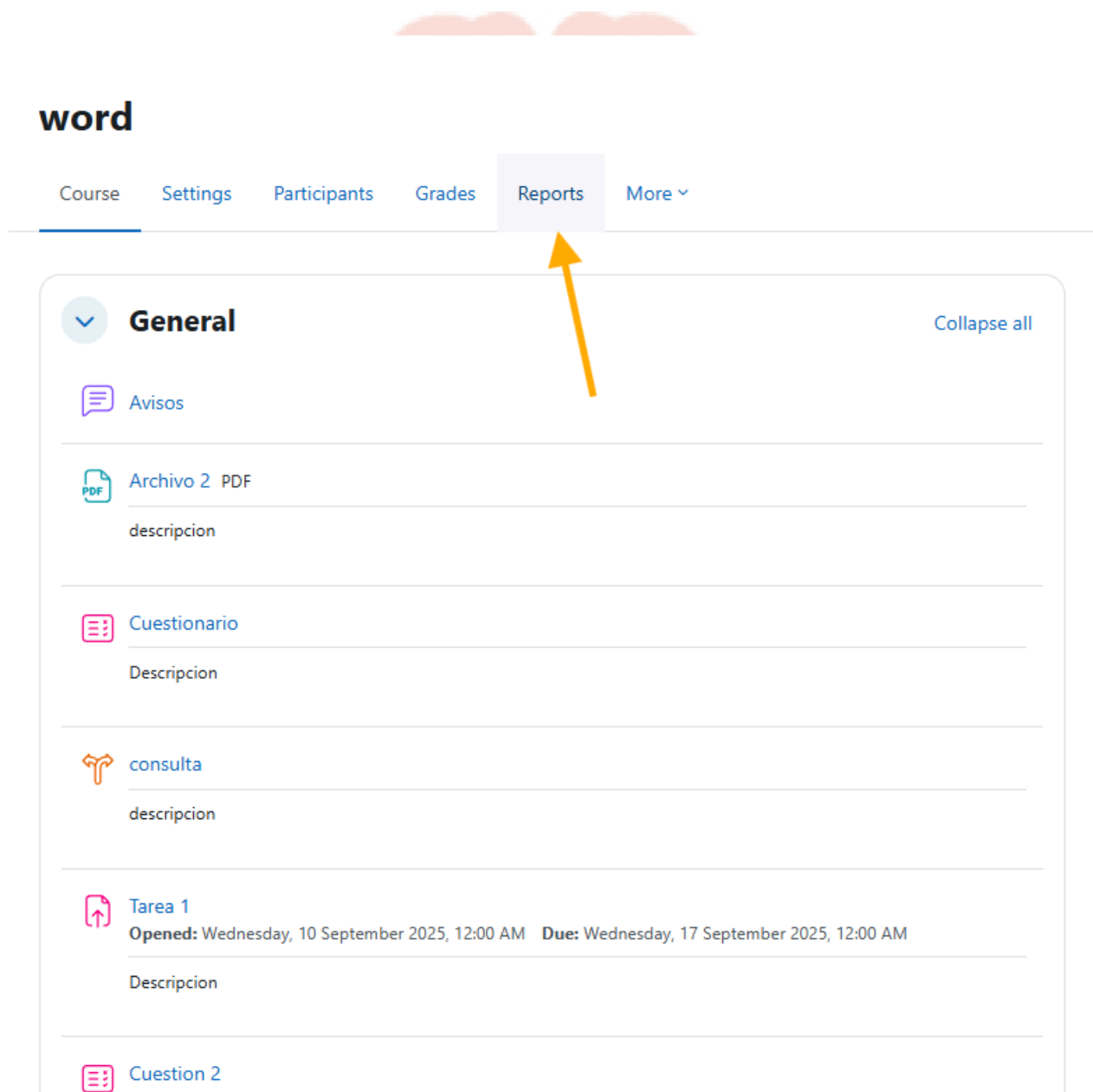


Teacher Guide

This section covers how teachers can use the Ranking Activities AI plugin to analyze student feedback.

Accessing the Course Report

On the main course page, teachers can access the report from the **Reports** section.



The screenshot shows the course page for 'word'. At the top, there is a navigation bar with the following items: Course, Settings, Participants, Grades, Reports, and More. The 'Reports' item is highlighted with a light blue background and an orange arrow pointing to it from below. Below the navigation bar, there is a main content area with a 'General' section header and a 'Collapse all' link. The 'General' section contains several items: 'Avisos', 'Archivo 2 PDF' (with a PDF icon and 'descripcion' below it), 'Cuestionario' (with a list icon and 'Descripcion' below it), 'consulta' (with a fork icon and 'descripcion' below it), 'Tarea 1' (with a document icon, 'Opened: Wednesday, 10 September 2025, 12:00 AM', 'Due: Wednesday, 17 September 2025, 12:00 AM', and 'Descripcion' below it), and 'Cuestion 2' (with a list icon).

Navigate to **Activity/Resource Ratings Report**.

word

- Course
- Settings
- Participants
- Grades
- Reports
- More ▾

Reports

- Competency breakdown
- Logs
- Live logs
- Activity report
- Course participation
- Activity/Resource Ratings Report



Viewing Course Ratings

Here, teachers will see the report summarizing ratings for all activities within their course.

- Course
- Settings
- Participants
- Grades
- Reports
- More ▾

General Rating Report

DataCurso

Report Summary

6 Total Activities	5 Rated Activities	10 Total Ratings	10 Likes	0 Dislikes	100.0% Satisfaction Rate
------------------------------	------------------------------	----------------------------	--------------------	----------------------	------------------------------------

Generate AI analysis course ✨

Activity	Total Ratings	👍 Likes	👎 Dislikes	Satisfaction Rate	Comments
Avisos	2	2	0	100.0%	View Comments
Archivo 2 <small>No ratings</small>	0	0	0	N/A	No comments
Cuestionario	2	2	0	100.0%	View Comments
consulta	2	2	0	100.0%	View Comments
Tarea 1	2	2	0	100.0%	View Comments
Question 2	2	2	0	100.0%	View Comments

Generating AI Analysis

Similar to administrators, teachers have a button to generate a general AI analysis of activity ratings.

Total Activities	Rated Activities	Total Ratings	Likes	Dislikes	Satisfaction Rate
Generate AI analysis course ✨					
AI analysis result The course on Word demonstrates a commendable global approval rate of 100%, reflecting strong student performance; however, the coverage stands at only 62.5% from 8 activities, indicating that some students may not be engaging fully with the material. All graded activities have consistently received positive feedback, showcasing a high engagement level, as evidenced by perfect likes percentages across all submissions. To enhance overall coverage and participation, it is crucial to implement mandatory engagement strategies for ungraded activities, ensuring all students interact with the course content more comprehensively.					
Activity	Total Ratings	Likes	Dislikes	Satisfaction Rate	Comments
Avisos	2	2	0	100.0%	View Comments

Analyzing Activity Comments

Click on the button to view the comments of a specific activity.

Activity	Total Ratings	Likes	Dislikes	Satisfaction Rate	Comments
Announcements	1	1	0	100.0%	View Comments

Additionally, teachers can generate AI analyses of activity comments to understand student feedback in detail.

Comentarios:

2
Total Comments

2
Positive Comments

0
Negative Comments

[Generate AI analysis comments ✨](#)

AI analysis result
 The students expressed strong appreciation for the quiz activity, highlighting its usefulness and ease of comprehension, which indicates that the content was well-structured and effectively presented. However, the lack of negative feedback may suggest a potential lack of challenge or depth in the assessment, which could lead to complacency and insufficient skill development among learners. To enhance the overall learning experience, it is recommended to incorporate more varied question types or scenarios that encourage critical thinking and application of knowledge beyond basic understanding.

✕ Clear

Rating	Comment	Date
👍	Very useful	2/10/25, 10:51
👍	Easy understand	13/09/25, 11:28

Showing page of 1 pages (2 total)
[Next](#)

Administrator Guide

This section covers all administrative features of the Ranking Activities AI plugin.

Accessing the Administration Panel

1. Go to **Administration** under the **Plugins** section.

The screenshot shows the Moodle administration interface. At the top, there is a navigation menu with links: Home, Dashboard, My courses, and Site administration. A yellow arrow points to the 'Site administration' link. Below this, the 'Site administration' page is shown with a sub-menu: General, Users, Courses, Grades, Plugins, Appearance, Server, Reports, and Development. A yellow arrow points to the 'Plugins' link. Under 'Plugins', there are two links: 'Install plugins' and 'Plugins overview'. Below this, the 'Activity modules' section is shown with a list of links: Manage activities, Common activity settings, Assignment, Assignment settings, Submission plugins, Manage assignment submission plugins, File submissions, Online text submissions, Feedback plugins, Manage assignment feedback plugins, Feedback comments, Annotate PDF, File feedback, Offline grading worksheet, Book, and Database.

2. Find **Local Plugins** and locate the **Ranking Activities AI** links. Here you will find three links related to this plugin:

- Manage predefined responses
- General ratings report

- General settings

Local plugins

Manage local plugins
DataCurso
General Settings
Notifications Review
General settings
Notifications Review Page

Ranking Activities AI
Manage predefined responses
General Rating Report
General Settings

Logging

Manage log stores
Standard log

Available Sections

- **Manage Predefined Responses:** Create and manage response options for students
- **General Rating report:** View comprehensive ratings data and generate AI analyses
- **General settings:** Enable or disable the plugin's visibility in courses

Manage Predefined Responses

Click on **Manage predefined responses** to access this section.



Local plugins

- Manage local plugins
- Edwiser Page Builder
- Manage pages
- Add a new custom page
- License Status
- LionAI Reports
- Ranking Activities AI
- [Manage predefined responses](#)
- General Rating Report
- General Settings
- Site Sync
- Site sync overview
- Tutor AI



This page lets you add predefined responses that students can choose from when rating activities or resources.

Manage predefined responses

Predefined responses like  Predefined responses dislike 

Easy understand	<input type="button" value="x"/>
It's interesting	<input type="button" value="x"/>
This activitie is dinamic	<input type="button" value="x"/>



General Rating report

Click on **General ratings report** to access this section.

Local plugins

- [Manage local plugins](#)
- [Edwiser Page Builder](#)
- [Manage pages](#)
- [Add a new custom page](#)
- [License Status](#)
- [LionAI Reports](#)
- [Ranking Activities AI](#)
- [Manage predefined responses](#)
- [General Rating Report](#)
- [General Settings](#)
- [Site Sync](#)
- [Site sync overview](#)
- [Tutor AI](#)



On this page, administrators can view a comprehensive report of all student ratings across every course activity.

Home Dashboard My courses Site administration
JC Edit mode

General Rating Report

Global Report Summary

4 Total courses	10 Total Activities	10 Rated Activities	14 Likes	5 Dislikes	73.7% Global Satisfaction
---------------------------	-------------------------------	-------------------------------	--------------------	----------------------	-------------------------------------

Activity	Total Ratings	Likes	Dislikes	Satisfaction Rate	Comments
word 5 Activities 10 Likes 0 Dislikes 100.0%					
Avisos	2	2	0	100.0%	View Comments
Questionario	2	2	0	100.0%	View Comments
consulta	2	2	0	100.0%	View Comments
Tarea 1	2	2	0	100.0%	View Comments
Question 2	2	2	0	100.0%	View Comments

Word 2 2 Activities 4 Likes 0 Dislikes 100.0%					
---	--	--	--	--	--

Generate Global AI Analysis

By clicking the **Generate Analysis** button, the AI will create an analysis based on the global data gathered from all courses.

4 Total courses 10 Total Activities 10 Rated Activities 14 Likes 5 Dislikes 73.7% Global Satisfaction

[Generate AI analysis global ↗](#)

AI analysis result
The current KPIs indicate a mixed performance: while the overall approval rate of 74% suggests a reasonably positive reception, the coverage of graded activities at 55.56% raises concerns regarding student assessment and feedback. Additionally, the like ratio of 73.68% points to general satisfaction, but the engagement level of 19 is relatively low, indicating potential risks of student disengagement. A priority actionable recommendation is to enhance the assessment strategy by increasing the coverage of graded activities, aiming to at least 80%, which could improve student engagement and provide more comprehensive feedback.

Search activities... Search categories Search courses

word	5 Activities	10	0	100.0%	
Activity	Total Ratings	Likes	Dislikes	Satisfaction Rate	Comments

Activity-Specific AI Analysis

Click on the button to view the comments of a specific activity.

Activity	Total Ratings	Likes	Dislikes	Satisfaction Rate	Comments
Announcements	1	1	0	100.0%	View Comments

When viewing the comments of a specific activity, you can also generate an AI analysis of the comments.

Comentarios:

2 Total Comments 2 Positive Comments 0 Negative Comments

[Generate AI analysis comments ↗](#)

AI analysis result
The students expressed strong appreciation for the quiz activity, highlighting its usefulness and ease of comprehension, which indicates that the content was well-structured and effectively presented. However, the lack of negative feedback may suggest a potential lack of challenge or depth in the assessment, which could lead to complacency and insufficient skill development among learners. To enhance the overall learning experience, it is recommended to incorporate more varied question types or scenarios that encourage critical thinking and application of knowledge beyond basic understanding.

Search in comments Clear

Rating	Comment	Date
👍	Very useful	2/10/25, 10:51
👍	Easy understand	13/09/25, 11:28

Showing page of 1 pages (2 total) Next



General settings

This section allows you to enable or disable the plugin's visibility in courses.

1. Go to **Administration** under the **Plugins** section.
2. Find **Local Plugins** and locate the **Ranking Activities AI** links.
3. Click on **General settings**.
4. Check or uncheck the **Enable** option to control the plugin visibility.

General Settings

Enable plugin in courses
local_datacurso_ratings | enabled

Default: Yes

If checked, the plugin will be automatically applied to all new courses.



Save changes



Changelog

Centralized record of all changes made to the project across versions. This section provides a chronological overview of new features, improvements, bug fixes, and breaking changes introduced in each release.

Use this page to track the evolution of the project, understand what has changed between versions, and identify updates that may require configuration changes or code adjustments.

Each entry includes the version number, release date, and a summary of the modifications introduced in that version.



Version 1.0.2

Release date: 2026-03-26T15:27:34Z

Summary

This version includes improvements and updates focused on configuration flexibility, translation coverage, and clearer version history.

Changes

Compatibility

- **Moodle 4.5 only:** This release is compatible only with Moodle 4.5; it is not intended for earlier Moodle versions.

Added

- **Per-course plugin configuration:** Course-level settings were added so administrators and course owners can activate or deactivate the plugin for individual courses, enabling more targeted rollout and governance.

Changed

- **Release bump to 1.0.2:** The plugin release number was updated to 1.0.2 to reflect the current distribution version.
-

Notes

- If you manage multiple Moodle environments, verify the configured DataCurso service URL matches your deployment (standard vs EU-hosted).
- After updating, confirm the plugin version is correctly reflected in Moodle's plugin overview.

